




National Protective  
Security Authority



# Introduction to Automatic Access Control Systems

(EIS0003)

## Disclaimer

This document has been prepared by the National Protective Security Authority (NPSA). This document is provided on an information basis only, and whilst NPSA has used all reasonable care in producing it, NPSA provides no warranty as to its accuracy or completeness. To the fullest extent permitted by law, NPSA accepts no liability whatsoever for any expense, liability, loss, damage, claim, or proceedings incurred or arising as a result of any error or omission in the document or arising from any person acting, refraining from acting, relying upon or otherwise using the document. You should make your own judgment with regard to the use of this document and seek independent professional advice on your particular circumstances.

## Freedom of Information Act (FOIA)

This information is supplied in confidence and may not be disclosed other than to the agreed readership, without prior reference to NPSA. Within the UK, this material is exempt from disclosure under the relevant Freedom of Information Acts and may be subject to exemption under the Environmental Information Regulations and the Data Protection Act 1998.

© Crown Copyright 2024



# What is an Automatic Access Control System?

An Automatic Access Control System is a security solution designed to regulate the entry and exit of individuals and vehicles to a specific area, such as a building, a car park, a gated residential development, or a particular secure room within a building. The system replaces manual methods of access management with automated processes, enhancing security, convenience, and efficiency. Access control is about managing 'who can go where and when'.



## 1 What Does it Determine?

An automatic access control system determines who is allowed to enter or exit a controlled area and when they are permitted to do so. The system can employ various technologies to verify and authorise individuals and vehicles. These include:



**1. Keycodes/PINs:** Numeric codes that users enter to gain access.



**2. Proximity Cards/Tags:** Wireless cards or tokens that are held near a reader to grant access.



**3. RFID Technology:** Radio-frequency identification uses tags and readers to transmit data wirelessly.



**4. Biometric Identification:** Uses unique physical traits like fingerprints, facial recognition, or iris scans for accurate verification.



**5. Automated Number Plate Recognition:** Cameras capture and identify vehicle number plates for automated entry.



## 2 Why Should You Deploy Access Control Technology?

Implementing access control technology offers a range of advantages that significantly enhance security protocols and operational efficiency for both pedestrian and vehicle access management.



**1. Enhanced Security:** Automatic access control systems prevent unauthorised access, reducing the risk of theft, vandalism, and intrusions. They also help track individuals entering and exiting, aiding in investigation if an incident occurs.



**2. Improved Operational Efficiency:** Manual access management can be time-consuming and prone to errors. Access control technology streamlines the process, reducing waiting times and increasing overall operational efficiency.



**3. Access Flexibility:** Different users can be assigned varying levels of access, ensuring that only authorised individuals can access specific areas at particular times. Temporary access permissions can also be granted for visitors or contractors.





**4. Audit Trail and Reporting:** Access control systems maintain detailed records of entry and exit events. This audit trail can be invaluable for monitoring and investigating security breaches or incidents.






**5. Integration with Security Systems:** Access control technology can be seamlessly integrated with other security systems such as, but not limited to, physical security, video surveillance and intruder detection, providing a comprehensive security solution.



### 3 Key Considerations

When selecting and installing an automatic access control system, there are several factors to consider:

-  **1. Operational Requirements:** Assess your facility's security requirements, including the number of entry points and desired access control level.
-  **2. Technology Selection:** Choose the appropriate technology based on security needs, user convenience, and budget.
-  **3. Scalability:** Ensure the system can grow with your needs and accommodate changes over time.



**4. Integration:** Consider how the system will integrate with existing security infrastructure.



**5. User-Friendly Interface:** Consider opting for an intuitive interface that simplifies user and permission management.



**6. Maintenance and Support:** Select a reputable vendor that offers reliable maintenance and technical support.



**7. Data Protection:** Adhere to data protection regulations and employ good cybersecurity practices when collecting, transmitting and storing personal information.



**8. Training:** Provide training to system administrators and users for effective operation.

By understanding the concept, benefits, and considerations associated with automatic access control systems, you can make informed decisions when selecting and implementing a system tailored to your security needs.



